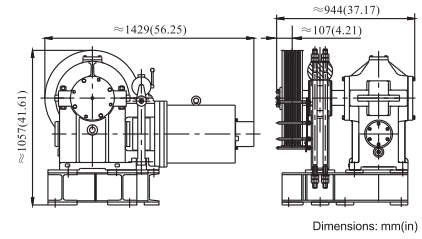




TGD1B SERIES BASEMENT GEARED MACHINE

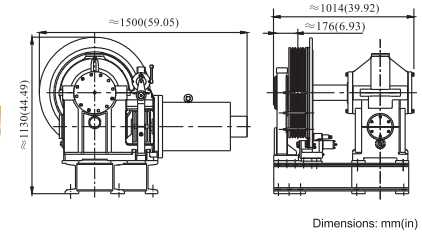

- Sheave Shaft Load: 14300 lbs
- Sheave Grooves: Up to 6X1/2" or 5X5/8" ropes
- Estimated Weight: 2090 lbs
- Normal Brake
 - Pick/Hold Voltage: 110/65 VDC
 - Pick/Hold Current: 2.0/1.18 A



Model Number	Capacity (lbs)	Speed (fpm)	Motor Rating (HP)	Poles	Rated Speed (rpm)	Rated Motor Voltage (VAC)	Rated Frequency (HZ)	Rated FLA (A)	No Load Current (A)	Gear Ratio	Application Motor RPM	Cwt (%)	Sheave Diameter
TGD1B-2020-HV/LV	2000	200	15	4	1770	480/208	60	17/39	7.8/15	50:1	1493	40	25.6"
TGD1B-2510-HV/LV	2500	100	10	6	1170	480/208	60	14/32	8.9/19.5	61:1	911	40	25.6"
TGD1B-2520-HV/LV	2500	200	20	4	1775	480/208	60	23/53	11/24	50:1	1493	40	25.6"
TGD1B-2535-HV/LV	2500	350	25	4	1770	480/208	60	28/64	12/27	61:2	1593	40	25.6"
TGD1B-2540-HV/LV	2500	400	30	4	1775	480/208	60	33/75	14/29	55:2	1642	40	25.6"

TGD1B-SC SERIES BASEMENT GEARED MACHINE

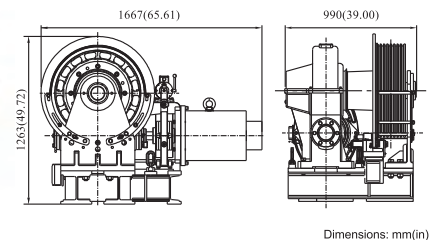
- Sheave Shaft Load: 14300 lbs
- Sheave Grooves: Up to 6X1/2" or 5X5/8" ropes
- Estimated Weight: 2090 lbs
- Normal Brake
 - Pick/Hold Voltage: 110/65 VDC
 - Pick/Hold Current: 2.0/1.18 A
- Emergency Brake
 - Pick/Hold Voltage: AC220 (always on)
 - Pick/Hold Current: 0.24/0.12 A



Model Number	Capacity (lbs)	Speed (fpm)	Motor Rating (HP)	Poles	Rated Speed (rpm)	Rated Motor Voltage (VAC)	Rated Frequency (HZ)	Rated FLA (A)	No Load Current (A)	Gear Ratio	Application Motor RPM	Cwt (%)	Sheave Diameter
TGD1B-2020-HV/LV-SC	2000	200	15	4	1770	480/208	60	17/39	7.8/15	50:1	1493	40	25.6"
TGD1B-2510-HV/LV-SC	2500	100	10	6	1170	480/208	60	14/32	8.9/19.5	61:1	911	40	25.6"
TGD1B-2520-HV/LV-SC	2500	200	20	4	1775	480/208	60	23/53	11/24	50:1	1493	40	25.6"
TGD1B-2535-HV/LV-SC	2500	350	25	4	1770	480/208	60	28/64	12/27	61:2	1593	40	25.6"
TGD1B-2540-HV/LV-SC	2500	400	30	4	1775	480/208	60	33/75	14/29	55:2	1642	40	25.6"

TGD3B-SC SERIES BASEMENT GEARED MACHINE

- Sheave Shaft Load: 27500 lbs
- Sheave Grooves: Up to 8X5/8" ropes
(1/2" ropes option may available)
- Estimated Weight: 3520 lbs
- Normal Brake
 - Pick/Hold Voltage: 200/118 VDC
 - Pick/Hold Current: 4.0/2.36 A



Model Number	Capacity (lbs)	Speed (fpm)	Motor Rating (HP)	Poles	Rated Speed (rpm)	Rated Motor Voltage (VAC)	Rated Frequency (HZ)	Rated FLA (A)	No Load Current (A)	Gear Ratio	Application Motor RPM	Cwt (%)	Sheave Diameter
TGD3B-3545-HV-SC	3500	450	50	4	1770	480	60	55	19	82:3	1591	40	27.6"
TGD3B-3550-HV*	3500	500	50	4	1770	480	60	55	19	82:3	1657	40	31.5"
TGD3B-4535-HV-SC	4500	350	50	4	1770	480	60	55	19	69:2	1674	40	27.6"
TGD3B-4540-HV-SC	4500	400	50	4	1770	480	60	55	19	61:2	1691	40	27.6"
TGD3B-4545-HV-SC	4500	450	60	4	1770	480	60	66	21	82:3	1665	40	27.6"
TGD3B-5020-HV-SC	5000	200	35	4	1770	480	60	40	15	61:1	1691	40	27.6"
TGD3B-5520-HV-SC	5500	200	35	4	1770	480	60	40	15	61:1	1691	45	27.6"
TGD3B-5535-HV-SC	5500	350	60	4	1770	480	60	66	21	69:2	1674	45	27.6"
TGD3B-5545-HV-SC	5500	450	60	4	1770	480	60	66	21	82:3	1665	45	27.6"
TGD3B-6020-HV*	6000	200	40	4	1770	480	60	45	16	61:1	1691	40	27.6"
TGD3B-6035-HV*	6000	350	60	4	1770	480	60	66	21	69:2	1674	40	27.6"
TGD3B-6045-HV*	6000	450	60	4	1770	480	60	66	21	61:2	1665	45	31.5"

* No sheave clamp is available for these machine models