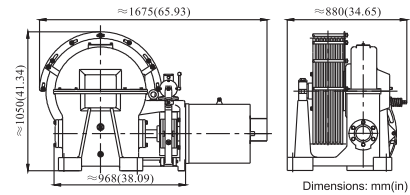




TGD3 SERIES OVERHEAD GEARED MACHINE

- Sheave Shaft Load: 31900 lbs
- Sheave Grooves: Up to 8X5/8" ropes
- Estimated Weight: 3200 lbs
- Normal Brake
 - Pick/Hold Voltage: 200/118 VDC
 - Pick/Hold Current: 4.0/2.36 A

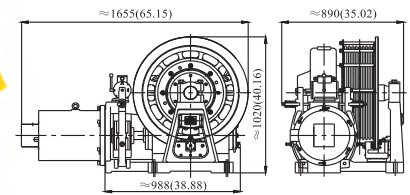



Dimensions: mm(in)

Model Number	Capacity (lbs)	Speed (fpm)	Motor Rating (HP)	Poles	Rated Speed (rpm)	Rated Motor Voltage (VAC)	Rated Frequency (HZ)	Rated FLA (A)	No Load Current (A)	Gear Ratio	Application Motor RPM	Cwt (%)	Sheave Diameter
TGD3-3550-HV	3500	500	50	4	1770	480	60	55	19	82:3	1657	40	31.5"
TGD3-4535-HV	4500	350	50	4	1770	480	60	55	19	69:2	1674	40	27.6"
TGD3-4540-HV	4500	400	50	4	1770	480	60	55	19	61:2	1691	40	27.6"
TGD3-4545-HV	4500	450	60	4	1770	480	60	66	21	61:2	1665	40	31.5"
TGD3-5020-HV	5000	200	35	4	1770	480	60	40	15	61:1	1691	40	27.6"
TGD3-6020-HV	6000	200	40	4	1770	480	60	45	16	61:1	1691	40	27.6"
TGD3-6035-HV	6000	350	60	4	1770	480	60	66	21	69:2	1674	40	27.6"
TGD3-6045-HV	6000	450	60	4	1770	480	60	66	21	61:2	1665	45	31.5"
TGD3-7020-HV	7000	200	50	4	1770	480	60	55	19	61:1	1691	45	27.6"

TGD3-SC SERIES OVERHEAD GEARED MACHINE

- Sheave Shaft Load: 27500 lbs
- Sheave Grooves: Up to 8X5/8" ropes
- Estimated Weight: 3200 lbs
- Normal Brake
 - Pick/Hold Voltage: 200/118 VDC
 - Pick/Hold Current: 4.0/2.36 A
- Emergency Brake
 - Pick/Hold Voltage: AC220 (always on)
 - Pick/Hold Current: 0.24/0.12 A

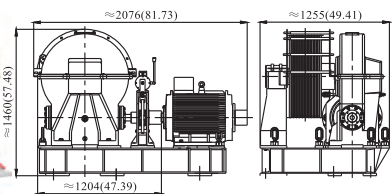


Dimensions: mm(in)

Model Number	Capacity (lbs)	Speed (fpm)	Motor Rating (HP)	Poles	Rated Speed (rpm)	Rated Motor Voltage (VAC)	Rated Frequency (HZ)	Rated FLA (A)	No Load Current (A)	Gear Ratio	Application Motor RPM	Cwt (%)	Sheave Diameter
TGD3-3545-HV-SC	3500	450	50	4	1770	480	60	55	19	82:3	1705	40	27.6"
TGD3-4535-HV-SC	4500	350	50	4	1770	480	60	55	19	69:2	1674	40	27.6"
TGD3-4540-HV-SC	4500	400	50	4	1770	480	60	55	19	61:2	1691	40	27.6"
TGD3-4545-HV-SC	4500	450	60	4	1770	480	60	66	21	82:3	1705	40	27.6"
TGD3-5020-HV-SC	5000	200	35	4	1770	480	60	40	15	61:1	1691	40	27.6"
TGD3-5520-HV-SC	5500	200	35	4	1770	480	60	40	15	61:1	1691	45	27.6"
TGD3-5535-HV-SC	5500	350	50	4	1770	480	60	55	19	69:2	1674	45	27.6"
TGD3-5545-HV-SC	5500	450	60	4	1770	480	60	66	21	82:3	1705	45	27.6"

TGD4 SERIES OVERHEAD GEARED MACHINE

- Sheave Shaft Load: 55000 lbs
- Sheave Grooves: Up to 12X5/8" or 10X3/4" ropes for 32.3"; 8X5/8" or 7X3/4" ropes for 35.8"
- Estimated Weight: 6160 lbs
- Normal Brake
 - Pick/Hold Voltage: 110/70 VDC
 - Pick/Hold Current: 3.5/2.2 A



Dimensions: mm(in)

Model Number	Capacity (lbs)	Speed (fpm)	Motor Rating (HP)	Poles	Rated Speed (rpm)	Rated Motor Voltage (VAC)	Rated Frequency (HZ)	Rated FLA (A)	No Load Current (A)	Gear Ratio	Application Motor RPM	Cwt (%)	Sheave Diameter
TGD4-8035-HV	8000	350	75	6	1184	480	60	78	23	63:2	1175	40	35.8"
TGD4-12020-HV	12000	200	75	8	886	480	60	85	34	75:2	886	40	32.3"