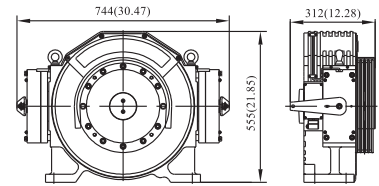




## TPM1 | MRL PM SERIES 8MM ROPE | GEARLESS MACHINE

- ▶ Sheave Shaft Load: 6587 lbs
- ▶ Sheave Grooves: Up to 4X8mm ropes
- ▶ Estimated Weight: 660 lbs
- ▶ Normal Brake
  - Pick/Hold Voltage: 90/45 VDC
  - Pick/Hold Current: 1.2/0.6 A
- ▶ Emergency Brake
  - Pick/Hold Voltage: 90/45 VDC
  - Pick/Hold Current: 1.2/0.6 A

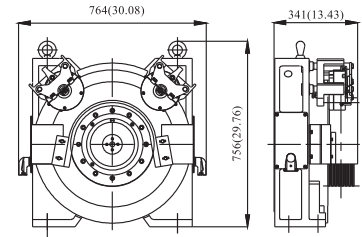


Dimensions: mm(in)

Model Number	Capacity (lbs)	Speed (fpm)	Motor Rating (HP)	Poles	Rated RPM	Rated Voltage (VAC)	Rated Frequency (HZ)	Rated Current (A)	Rated Torque (ft-lbs)	Max Acceleration Torque (ft-lbs)	Cwt (%)	Sheave Diameter
TPM1-2515-HV/LV	2500	150	6.7	20	86	290/145	14.3	13.5/26.5	410	820	50	13.39"

## TPM2 | MRL PM SERIES 8MM ROPE | GEARLESS MACHINE

- ▶ Sheave Shaft Load: 6587 lbs
- ▶ Sheave Grooves: Up to 7X8mm ropes
- ▶ Estimated Weight: 990 lbs
- ▶ Normal Brake
  - Pick/Hold Voltage: 90/45 VDC
  - Pick/Hold Current: 0.87/0.45 A
- ▶ Emergency Brake
  - Pick/Hold Voltage: 90/45 VDC
  - Pick/Hold Current: 0.87/0.45 A

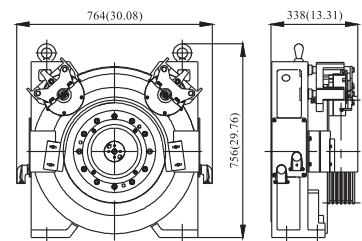


Dimensions: mm(in)

Model Number	Capacity (lbs)	Speed (fpm)	Motor Rating (HP)	Poles	Rated RPM	Rated Voltage (VAC)	Rated Frequency (HZ)	Rated Current (A)	Rated Torque (ft-lbs)	Max Acceleration Torque (ft-lbs)	Cwt (%)	Sheave Diameter
TPM2-2520-HV/LV-8mm	2500	200	10.6	20	112	328/160	18.7	17.7/35.8	494	988	45	13.39"
TPM2-2535-HV/LV-8mm	2500	350	18.7	20	198	328/160	33	30.4/61.5	494	988	45	13.39"

## TPM2 | MRL PM SERIES 10MM ROPE | GEARLESS MACHINE

- ▶ Sheave Shaft Load: 6587 lbs
- ▶ Sheave Grooves: Up to 6X10mm ropes
- ▶ Estimated Weight: 1012 lbs
- ▶ Normal Brake
  - Pick/Hold Voltage: 90/45 VDC
  - Pick/Hold Current: 1.08/0.55 A
- ▶ Emergency Brake
  - Pick/Hold Voltage: 90/45 VDC
  - Pick/Hold Current: 1.08/0.55 A



Dimensions: mm(in)

Model Number	Capacity (lbs)	Speed (fpm)	Motor Rating (HP)	Poles	Rated RPM	Rated Voltage (VAC)	Rated Frequency (HZ)	Rated Current (A)	Rated Torque (ft-lbs)	Max Acceleration Torque (ft-lbs)	Cwt (%)	Sheave Diameter
TPM2-2520-HV/LV-10mm	2500	200	9	20	96	328/160	16	15.7/30.6	494	988	50	15.75"
TPM2-2535-HV/LV-10mm	2500	350	15.7	20	167	328/160	27.8	26.7/53.7	494	988	50	15.75"

MRL