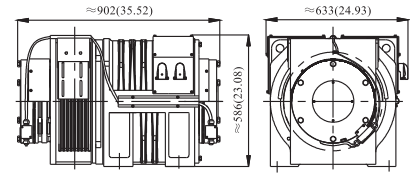



TMGL1 | MINI
SERIES 10MM ROPE | GEARLESS

- ▶ Sheave Shaft Load: 16000 lbs
- ▶ Roping: 1:1 Application
- ▶ Sheave Grooves: Up to 8X10mm ropes
- ▶ Estimated Weight: 2090 lbs
- ▶ Normal Brake
 - Pick/Hold Voltage: 90/45 VDC
 - Pick/Hold Current: 2.8/1.4 A
- ▶ Emergency Brake
 - Pick/Hold Voltage: 90/45 VDC
 - Pick/Hold Current: 2.05/1.0 A

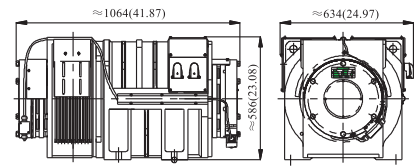



Dimensions: mm(in)

Model Number	Capacity (lbs)	Speed (fpm)	Motor Rating (HP)	Poles	Rated RPM	Rated Voltage (VAC)	Rated Frequency (HZ)	Rated Current (A)	Rated Torque (ft-lbs)	Max Acceleration Torque (ft-lbs)	Cwt (%)	Sheave Diameter
TMGL1-2520-HV	2500	200	9.1	20	45	350	7.5	15.4	1061	2653	50	17.32"
TMGL1-2535-HV	2500	350	15.8	20	78	350	13	24.5	1061	2653	50	17.32"
TMGL1-2550-HV	2500	500	22.3	20	111	350	18.5	34.2	1061	2653	50	17.32"

TMGL2 | MINI
SERIES 10MM ROPE | GEARLESS

- ▶ Sheave Shaft Load: 18000 lbs
- ▶ Roping: 1:1 Application
- ▶ Sheave Grooves: Up to 10X10mm ropes
- ▶ Estimated Weight: 2310 lbs
- ▶ Normal Brake
 - Pick/Hold Voltage: 90/45 VDC
 - Pick/Hold Current: 2.05/1.0 A
- ▶ Emergency Brake
 - Pick/Hold Voltage: 90/45 VDC
 - Pick/Hold Current: 2.05/1.0 A

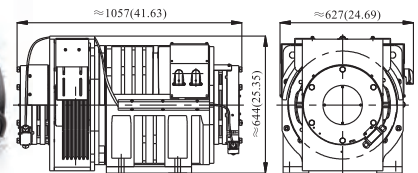



Dimensions: mm(in)

Model Number	Capacity (lbs)	Speed (fpm)	Motor Rating (HP)	Poles	Rated RPM	Rated Voltage (VAC)	Rated Frequency (HZ)	Rated Current (A)	Rated Torque (ft-lbs)	Max Acceleration Torque (ft-lbs)	Cwt (%)	Sheave Diameter
TMGL2-3520-HV	3500	200	13	20	47	330	7.9	22.3	1438	3595	45	16.14"
TMGL2-3535-HV	3500	350	22.7	20	83	330	13.8	36.5	1438	3595	45	16.14"
TMGL2-3550-HV	3500	500	32.4	20	118	330	19.7	50	1438	3595	45	16.14"

TMGL2A | MINI
SERIES 1/2" ROPE | GEARLESS

- ▶ Sheave Shaft Load: 20000 lbs/17500lbs for TMGL2A(2-1)
- ▶ Roping: 1:1 or 2:1 Application
- ▶ Sheave Grooves: Up to 6X1/2" ropes
- ▶ Estimated Weight: 2500 lbs
- ▶ Normal Brake
 - Pick/Hold Voltage: 90/45 VDC
 - Pick/Hold Current: 2.05/1.0 A
- ▶ Emergency Brake
 - Pick/Hold Voltage: 90/45 VDC
 - Pick/Hold Current: 2.05/1.0 A



Dimensions: mm(in)

Model Number	Capacity (lbs)	Speed (fpm)	Motor Rating (HP)	Poles	Rated RPM	Rated Voltage (VAC)	Rated Frequency (HZ)	Rated Current (A)	Rated Torque (ft-lbs)	Max Acceleration Torque (ft-lbs)	Cwt (%)	Sheave Diameter
TMGL2A-2520-HV/LV	2500	200	9.3	20	38	350/160	6.4	14.8/30.7	1272	3180	45	20"
TMGL2A-2535-HV/LV	2500	350	16.2	20	67	350/160	11.1	24.5/52.4	1272	3180	45	20"
TMGL2A-3035-HV/LV	3000	350	19.4	20	67	350/160	11.1	29.8/61.5	1527	3817	45	20"
TMGL2A-3050-HV	3000	500	27.7	20	95	350	15.9	42	1527	3817	45	20"
TMGL2A(2-1)-5050-HV	5000	500	49.1	20	191	350	31.8	68.5	1350	3375	45	20"
TMGL2A(2-1)-5070-HV	5000	700	72.2	20	267	350	44.5	108	1420	3550	45	20"