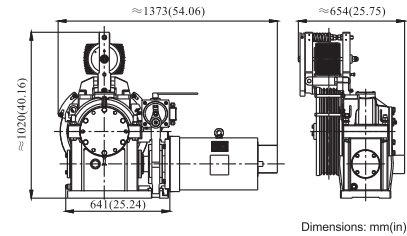



TGDO SERIES OVERHEAD GEARED MACHINE

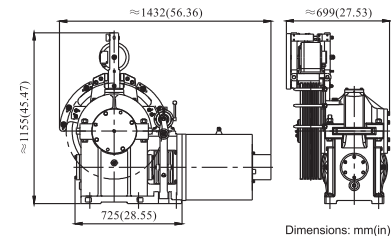

- ▶ Sheave Shaft Load: 9900 lbs
- ▶ Sheave Grooves: Up to 5X1/2" ropes
- ▶ Estimated Weight: 1450 lbs
- ▶ Normal Brake
 - Pick/Hold Voltage: 110/67 VDC
 - Pick/Hold Current: 1.1/0.67 A
- ▶ Emergency Brake
 - Pick/Hold Voltage: 110/60 VDC
 - Pick/Hold Current: 2.75/1.4 A



Model Number	Capacity (lbs)	Speed (fpm)	Motor Rating (HP)	Poles	Rated Speed (rpm)	Rated Motor Voltage (VAC)	Rated Frequency (HZ)	Rated FLA (A)	No Load Current (A)	Gear Ratio	Application Motor RPM	Cwt (%)	Sheave Diameter
TGD0-1715-HV/LV	1760	150	10	6	1170	480/208	60	13.5/29	7/12.5	41:1	1126	40	20.9"
TGD0-1720-HV/LV	1760	200	12	4	1770	480/208	60	14.5/32	6/10	41:1	1501	40	20.9"
TGD0-1735-HV/LV	1760	350	20	4	1770	480/208	60	24/51.5	9/15.5	47:2	1506	40	20.9"

TGD1 SERIES OVERHEAD GEARED MACHINE

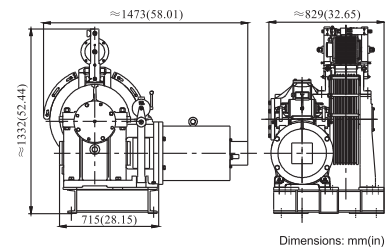
- ▶ Sheave Shaft Load: 16500 lbs
- ▶ Sheave Grooves: Up to 6X1/2" or 5X5/8" ropes
- ▶ Estimated Weight: 2086 lbs
- ▶ Normal Brake
 - Pick/Hold Voltage: 110/65 VDC
 - Pick/Hold Current: 2.0/1.18 A
- ▶ Emergency Brake
 - Pick/Hold Voltage: 110/60 VDC
 - Pick/Hold Current: 2.75/1.4 A



Model Number	Capacity (lbs)	Speed (fpm)	Motor Rating (HP)	Poles	Rated Speed (rpm)	Rated Motor Voltage (VAC)	Rated Frequency (HZ)	Rated FLA (A)	No Load Current (A)	Gear Ratio	Application Motor RPM	Cwt (%)	Sheave Diameter
TGD1-2020-HV/LV	2000	200	15	4	1770	480/208	60	17/39	7.8/15	50:1	1493	40	25.6"
TGD1-2510-HV/LV	2500	100	10	6	1170	480/208	60	14/32	8.9/19.5	61:1	911	40	25.6"
TGD1-2520-HV/LV	2500	200	20	4	1775	480/208	60	23/53	11/24	50:1	1493	40	25.6"
TGD1-2535-HV/LV	2500	350	25	4	1770	480/208	60	28/64	12/27.4	61:2	1593	40	25.6"
TGD1-2540-HV/LV	2500	400	30	4	1775	480/208	60	33/75	14/29	55:2	1642	40	25.6"

TGD2 SERIES OVERHEAD GEARED MACHINE

- ▶ Sheave Shaft Load: 24200 lbs
- ▶ Sheave Grooves: Up to 8X1/2" or 6X5/8" ropes
- ▶ Estimated Weight: 2611 lbs
- ▶ Normal Brake
 - Pick/Hold Voltage: 110/65 VDC
 - Pick/Hold Current: 2.0/1.18 A
- ▶ Emergency Brake
 - Pick/Hold Voltage: 110/60 VDC
 - Pick/Hold Current: 3.6/1.7 A



Model Number	Capacity (lbs)	Speed (fpm)	Motor Rating (HP)	Poles	Rated Speed (rpm)	Rated Motor Voltage (VAC)	Rated Frequency (HZ)	Rated FLA (A)	No Load Current (A)	Gear Ratio	Application Motor RPM	Cwt (%)	Sheave Diameter
TGD2-2550-HV/LV	2500	500	35	4	1770	480/208	60	40/87.5	15/26	70:3	1741	40	25.6"
TGD2-3520-HV/LV	3500	200	25	4	1770	480/208	60	28/64	12/27.4	50:1	1493	40	25.6"
TGD2-3535-HV/LV	3500	350	35	4	1770	480/208	60	40/87.5	15/26	61:2	1593	40	25.6"
TGD2-3540-HV	3500	400	40	4	1770	480	60	45	16	55:2	1642	40	25.6"