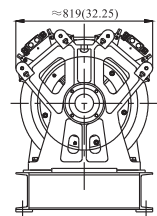
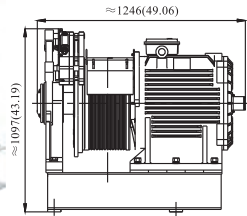


TGL1 SERIES | LARGE PM GEARLESS MACHINE

- ▶ Sheave Shaft Load: 22040 lbs
- ▶ Roping: 2:1 Application
- ▶ Wrap: Single Wrap (SW) or Double Wrap (DW) Option
- ▶ Sheave Grooves: Up to 8X1/2" ropes (14 grooves for DW)
- ▶ Estimated Weight: 3520 lbs
- ▶ Normal Brake
 - Pick/Hold Voltage: 110/55 VDC
 - Pick/Hold Current: 2.3/1.15 A
- ▶ Emergency Brake
 - Pick/Hold Voltage: 110/55 VDC
 - Pick/Hold Current: 2.3/1.15 A

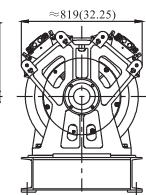
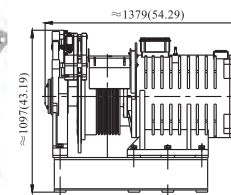


Dimensions: mm(in)

Model Number	Capacity (lbs)	Speed (fpm)	Motor Rating (HP)	Poles	Rated RPM	Rated Voltage (VAC)	Rated Frequency (HZ)	Rated Current (A)	Rated Torque (ft-lbs)	Max Acceleration Torque (ft-lbs)	Cwt (%)	Sheave Diameter
TGL1-3550-HV	3500	500	34.3	20	173	340	28.8	50	1040	2600	45	22"
TGL1-3570-HV	3500	700	48.2	20	243	340	40.5	69	1040	2600	45	22"
TGL1-3580-HV	3500	800	54.9	20	277	340	46.2	79	1040	2600	45	22"

TGL2(2-1) SERIES | LARGE PM GEARLESS MACHINE

- ▶ Sheave Shaft Load: 34869 lbs
- ▶ Roping: 2:1 Application
- ▶ Wrap: Double Wrap (DW)
- ▶ Sheave Grooves: Up to 8X1/2" ropes (16 grooves for DW)
- ▶ Estimated Weight: 4200 lbs
- ▶ Normal Brake
 - Pick/Hold Voltage: 110/55 VDC
 - Pick/Hold Current: 2.3/1.15 A
- ▶ Emergency Brake
 - Pick/Hold Voltage: 110/55 VDC
 - Pick/Hold Current: 2.3/1.15 A

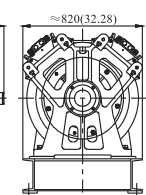
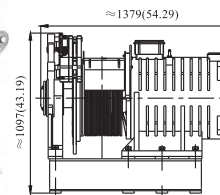



Dimensions: mm(in)

Model Number	Capacity (lbs)	Speed (fpm)	Motor Rating (HP)	Poles	Rated RPM	Rated Voltage (VAC)	Rated Frequency (HZ)	Rated Current (A)	Rated Torque (ft-lbs)	Max Acceleration Torque (ft-lbs)	Cwt (%)	Sheave Diameter
TGL2(2-1)-5050-HV	5000	500	49	20	173	340	28.8	77	1485	4455	45	22"
TGL2(2-1)-5070-HV	5000	700	68.8	20	243	340	40.5	99.8	1485	4455	45	22"
TGL2(2-1)-5080-HV	5000	800	78.4	20	277	340	46.2	125	1485	4455	45	22"

TGL2(1-1) SERIES | LARGE PM GEARLESS MACHINE

- ▶ Sheave Shaft Load: 34845 lbs
- ▶ Roping: 1:1 Application
- ▶ Wrap: Single Wrap (SW) or Double Wrap (DW) Option
- ▶ Sheave Grooves: Up to 8X1/2" ropes (16 grooves for DW)
- ▶ Estimated Weight: 4100 lbs
- ▶ Normal Brake
 - Pick/Hold Voltage: 110/55 VDC
 - Pick/Hold Current: 2.3/1.15 A
- ▶ Emergency Brake
 - Pick/Hold Voltage: 110/55 VDC
 - Pick/Hold Current: 2.3/1.15 A



Dimensions: mm(in)

Model Number	Capacity (lbs)	Speed (fpm)	Motor Rating (HP)	Poles	Rated RPM	Rated Voltage (VAC)	Rated Frequency (HZ)	Rated Current (A)	Rated Torque (ft-lbs)	Max Acceleration Torque (ft-lbs)	Cwt (%)	Sheave Diameter
TGL2(1-1)-3535-HV/LV	3500	350	22.7	20	65.4	300/146	10.9	42/87	1825	4563	45	20.47"
TGL2(1-1)-3550-HV/LV	3500	500	33	20	93	320/145	15.5	56/121	1825	4563	45	20.47"
TGL2(1-1)-3570-HV/LV	3500	700	45.6	20	131	320/140	21.8	76/173	1825	4563	45	20.47"